




ASSETS

ASSET MAP




1 Northwest Branch

 **218,000 m²**
 **6,800 m²**
 **2,100 units**
 **RUB 0.6 billion**





6 Volga Branch

 **249,300 m²**
 **100 m²**
 **1,500 units**
 **RUB 0.5 billion**





7 Kuybyshev Branch

 **112,200 m²**
 **1,300 units**
 **RUB 0.3 billion**





2 Moscow Branch

 **419,500 m²**
 **6,200 m²**
 **2,200 units**
 **RUB 2.3 billion**





3 Gorky Branch

 **101,500 m²**
 **1,600 m²**
 **1,400 units**
 **RUB 0.3 billion**

4 Northern Branch

 **95,600 m²**
 **13,600 m²**
 **1,100 units**
 **RUB 0.2 billion**

5 North Caucasus Branch

 **212,500 m²**
 **14,400 m²**
 **2,000 units**
 **RUB 0.7 billion**



FPC BRANCH LOCATIONS:

1. Northwest Branch – Saint Petersburg
2. Moscow Branch – Moscow
3. Gorky Branch – Nizhny Novgorod
4. Northern Branch – Yaroslavl
5. North Caucasus Branch – Rostov-on-Don
6. Volga Branch – Saratov

Company
Profile

Development
Strategy





Performance
Overview

Corporate
Governance





Sustainable
Development

Appendices



8 Ural Branch

 **180,300** m²
 **1,600** m²
 **2,000** units
 **RUB 0.5** billion




9 West Siberian Branch

 **185,500** m²
 **11,700** m²
 **1,300** units
 **RUB 0.4** billion




10 Yenisey Branch

 **36,500** m²
 **2,200** m²
 **500** units
 **RUB 0.1** billion




11 East Siberian Branch

 **90,800** m²
 **600** units
 **RUB 0.1** billion

12 Zabaikalie Branch

 **82,100** m²
 **400** units
 **RUB 0.1** billion

13 Far East Branch


 **62,100** m²
 **900** units
 **RUB 0.2** billion

10
Krasnoyarsk


12
Chita

11
Irkutsk

13
Khabarovsk

 Real estate

 Land

 Carriage fleet

 Other movable property¹

7. Kuybyshev Branch – Samara

8. Ural Branch – Yekaterinburg

9. West Siberian Branch – Novosibirsk

10. Yenisey Branch – Krasnoyarsk

11. East Siberian Branch – Irkutsk

12. Zabaikalie Branch – Chita

13. Far East Branch – Khabarovsk

¹ Excluding JSC FPC itself.

ASSET STRUCTURE AND CHANGES IN THE ASSET STRUCTURE

Passenger rolling stock is FPC's key asset, making up 87% of total assets. As at the end of 2019, the Company's carriage inventory totalled approximately 17,000 carriages.

Asset structure as at 31 December 2019,

	RUB billion
ASSETS	BOOK VALUE
Carriages	224.5
Real estate	26.8
Other movable property	6.4
Intangible assets	0.6
Land	0.2
Total	258.5

DYNAMICS OF CHANGES IN THE CARRIAGE FLEET STRUCTURE, CARRIAGES

CARRIAGE TYPE	DESCRIPTION	FLEET AS AT 31 DECEMBER 2018	ACQUIRED	RETIRED	FLEET AS AT 31 DECEMBER 2019
Deluxe	Compartment carriages, each compartment featuring a shower room, a washbasin, and a toilet	116	–	–	116
First-class sleeping	Compartment carriages with double berth compartments	646	5	114	537
RIC	Compartment carriages, Euro size	339	–	38	301
MIXED	Compartment carriages with deluxe and first-class sleeping compartments	13	–	–	13
K	Compartment carriages with four-berth compartments	8,413	194	652	7,955
O	Third-class open sleeping carriages	6,706	342	412	6,636
MO	Interregional carriages	654	20	6	668
B	Baggage carriages	222	–	5	217
R	Dining carriages	804	11	56	759
Other	Power cars and ancillary vehicles	46	–	3	43
Total		17,959	572	1,286	17,245